



SETTING YOUR TRU-CATCH TRAP

1. Using your index fingers, raise both rings to the top of the door.
2. Use your middle finger to flip open and raise the door.
3. With your right hand set the door on Variable Trigger Setting (as shown below).
4. Your Tru-Catch Trap is now set and ready for bait.



ADJUSTABLE TRIGGER ROD
(moving it down creates a sensitive setting for lighter animals)



The Tru-Catch clip is intended to secure the trap's rear door to prevent accidental release of a captured animal in the event that the door handle is improperly used as a carry handle. *For traps with a rear door.

BAITING YOUR TRU-CATCH TRAP

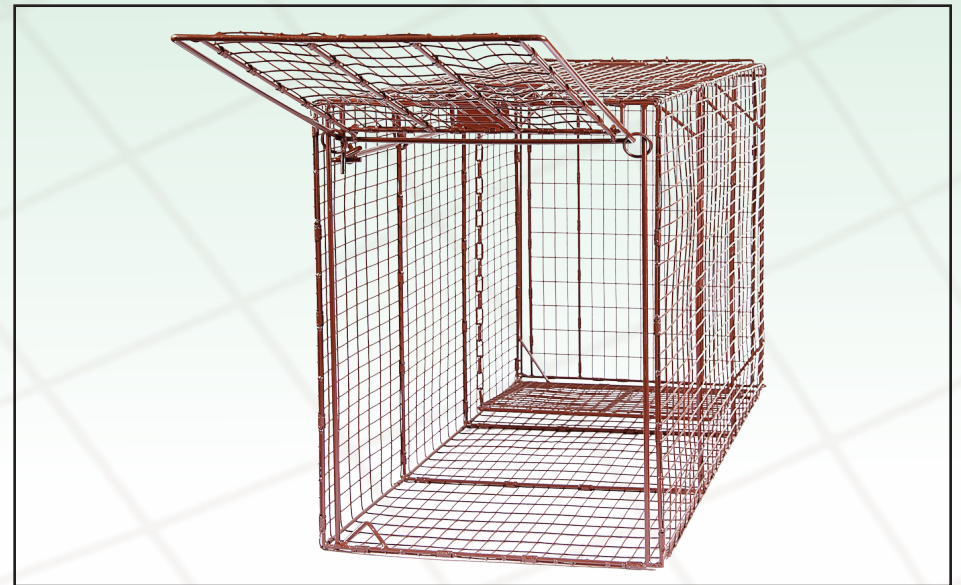
Take a small amount of bait and place it approximately 3 to 4 feet in front of the trap, and again approximately 1 foot in front of the trap, then a small amount just inside the trap door and a spoonful just behind the trip pan.

To release an unwanted catch from your Tru-Catch Trap use the rear release door on the "D" models or simply turn the trap over on its top for the single door models. The door will automatically open for release.



MODEL# 48D Elite Deluxe

USE: dogs and other large animals



FIVE-YEAR GUARANTEE

SEE INSIDE FOR DETAILS



GUARANTEE

Animal care and control products are backed by a **5 Year Guarantee (from date of purchase) that covers workmanship and animal damage.**


SPECIAL ORDER PRODUCTS AVAILABLE
1-800-247-6132
FOR PRICING & PRODUCTION TIME

Accessories for Model # 48D Elite Deluxe



Model # WK Wheel Kit

The Tru-Catch Wheel Kit is designed to fit our trap sizes 42 through 60. The Wheel Kit quickly attaches to the bottom of the trap and enables easy movement of the trap and animal.



Model # TD-1 Trap Divider

Keeps animals in the rear of the trap for easy release. May be used to transfer animals from a trap to a carrier. Also enables the handler to use a catch pole without worry of escape or harm.

Comprehensive Bait List

- ARMADILLO: Meal worms, maggots, sardines, or fish work great.
- BIRDS: Sunflower seeds or scratch grain
- CAT or BOBCAT: Fish, Meats, oil of catnip or sardines.
- CHIPMUNKS: Prune pits, unroasted peanuts, corn, sunflower seeds, peanut butter, cereal, grains popcorn
- RED AND GRAY FOX: Rancid fish or meat
- GOPHERS: Peanut butter mixed with molasses, spread on whole wheat bread
- MICE OR RATS: Cheese, bread and butter, small nuts, cherry pits, oatmeal, sunflower or similar seed, mixed peanut butter and oatmeal, gum drops, flour.
- MINK: chicken head and entrails, fresh fish, fish oil scent, parts of rabbit, muskrat, fresh liver
- MUSKRATS: Fresh vegetables, parsnips, carrots, sweet apples, or musk from another muskrat
- NUTRIA: Muskmelon or cantaloupe rind, ripe bananas.
- OPOSSUM: Vegetables, sweet apples, chicken entrails, sardines, crisp bacon, canned cat food.
- OTTER: Fish
- PORCUPINE: Apples, salt, carrots
- RABBIT: Fresh vegetables, such as Brussels sprouts, cabbage, carrots, lettuce or apples. In winter bread is good bait. Spraying the inside of the trap with apple cider works also.
- RACCOON: Anything of a fishy nature: sardines, raw fish, smoked meat, sweet corn, fruit, molasses, peanut butter or honey.
- RINGTAIL OR CIVET CATS: Same as the raccoon.
- SKUNK: Almost anything edible; chicken entrails, fresh or canned fish, insect larvae, crisp bacon, eggs.
- VOLES: Peanut butter mixed with molasses spread on whole wheat bread.
- WEASELS: Fish, fresh liver, chicken entrails.
- WOODCHUCK: Any kind of green vegetable, fresh string beans.

Thank you for using the Tru-Catch Trap

Tru-Catch Traps
P.O. Box 816
300 Industrial Street
Belle Fourche, SD 57717

Phone: (800) 247-6132
Fax: (605) 892-6327

www.trucatchtraps.com
Email: recep@trucatchtraps.com

